

擊禪即禪

給三位打擊樂手與互動多媒體
for 3 percussionists and multimedia

Stroke Dhyāna / Prompt Dhyāna



吳 疊
Claude WU

© COPYRIGHT 2010 BY CLAUDE WU

關於「擊禪即禪」

每一個人都具禪心
生活瑣事皆是禪機
在瓦礫擊竹中忘知
在生活中求得自悟

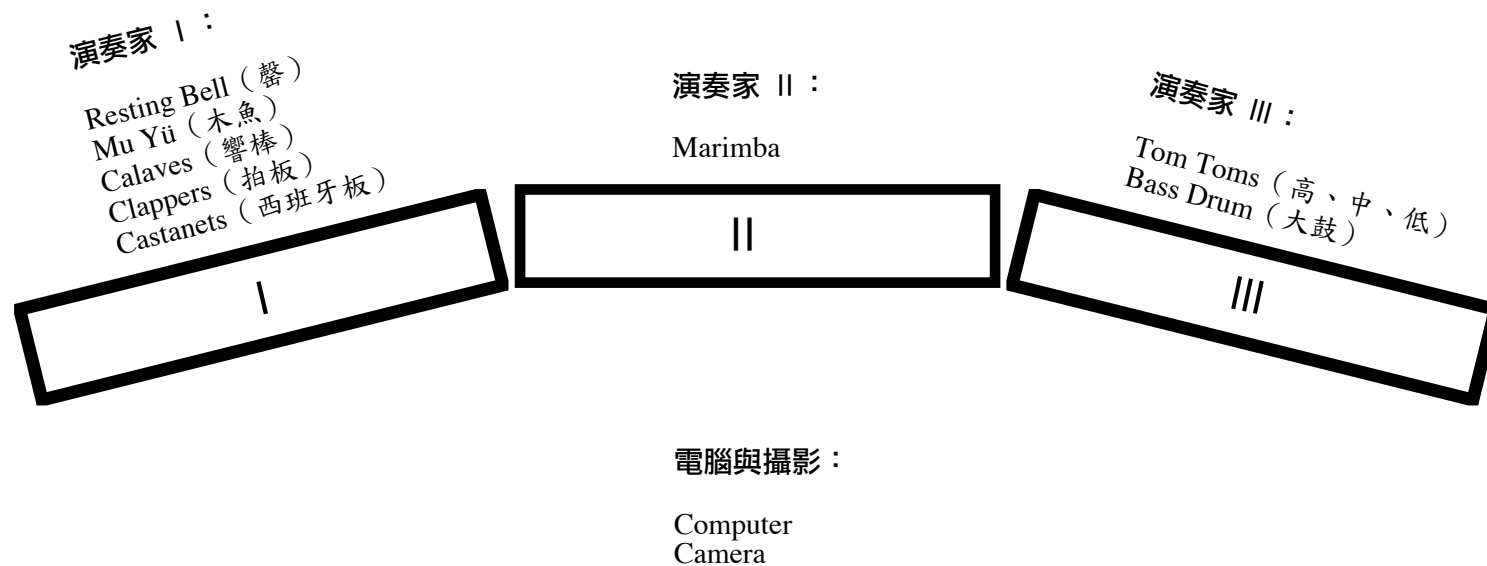
要體驗禪的超知性與越功利精神，須建構在「無內無外」、「物我合一」的內感思維圖式，以形塑出自性相通的心理感悟與通感效應。

全曲由四個部份構成：離相、棒喝、自悟、禪機。

作品的節奏採開放式與排列運算交替運作。

為了不使線條音程的排列太過於旋律性，具有音高的樂器完全以序列為主，強調在增四度與增二度上。

樂器編制



附加說明

本作品允許純演奏（即不加多媒體）。

多媒體必備基本配置：接收傳控麥克風、電腦、Max/MSP/Jitter 軟體、攝影機、影像處理介面、投影機、螢幕。

Cadenza 提示

Cadenza 部份可跳過不演奏。

演奏 Cadenza 時可參考下列提示或自由發揮。

1. Marimba 完全獨奏即興。
2. Marimba 的音高以音列素材為優先考量。
3. 即興取材以作品內呈現之各種音型語法做變化發展。
4. 合奏即興。
5. 走位交換演奏樂器即興。
6. 運用不同的演奏技巧呈現音色的各種變化效果。

音列結構

G	A	C#	D	B	F#	C	D#	E	A#	F	G#
F	G	B	C	A	E	A#	C#	D	G#	D#	F#
C#	D#	G	G#	F	C	F#	A	A#	E	B	D
C	D	F#	G	E	B	F	G#	A	D#	A#	C#
D#	F	A	A#	G	D	G#	B	C	F#	C#	E
G#	A#	D	D#	C	G	C#	E	F	B	F#	A
D	E	G#	A	F#	C#	G	A#	B	F	C	D#
B	C#	F	F#	D#	A#	E	G	G#	D	A	C
A#	C	E	F	D	A	D#	F#	G	C#	G#	B
E	F#	A#	B	G#	D#	A	C	C#	G	D	F
A	B	D#	E	C#	G#	D	F	F#	C	G	A#
F#	G#	C	C#	A#	F	B	D	D#	A	E	G



擊禪即禪

給三位打擊樂手與互動多媒體


吳 疊
05/2010

[I] 離相
Moderato espressivo

I Resting bell
Mu yu
Calaves
Clappers
Castanets
Du
mp *fff*

II Marimba
Du
mp *fff* *ppp* *mp* *f* *mf* *pp*
da

III Tom Toms
Bass Drum
Du
mp *fff*


Computer Cue
(Camera)
Movie  Fade out
(nigrescent)

Tempo giusto
mp

I *f* *p* *fff*

II *pp* *fff*

III *fff* *mf*

Camera (Camera work hand in playing Muyu) 

I

II

III

Fade out
(nigrescent)

I

II

III

mp poco a poco cresc. *f*

f *mp*

f *pp*

☉ Camera

Fade in (Gradually brighten)

Marimba player hands

I

II

III

mp

Tempo espressivo

mp

mf

Fade out
(nigrescent)

I

II

III

mf

mf

pp

f

〔 II 〕 棒喝
Tempo giusto

The first system of the score consists of three staves labeled I, II, and III. Staff I is a single line with a series of dots and a fermata over a note. Staff II is a grand staff with treble and bass clefs, containing notes and rests. Staff III is a single line with notes and rests. Dynamic markings *f*, *mp*, and *p* are placed below the staves. A waveform oscilloscope is shown at the bottom right, with a circled crosshair symbol above it.

The second system continues the musical score with three staves labeled I, II, and III. Staff I contains a series of notes with accents (>) above them. Staff II contains a complex arrangement of notes, rests, and slurs. Staff III contains notes and rests, with some notes marked with an 'x' above them.

I

II

III

mf

f *mp* *ff* *mf*

f *mp* *ff*

f *mp* *ff* *f* poco a poco dim.

Fade out
(nigrescent)

I

II

III

dim. *mp*

f *ad lib. espressivo*

mf

I
 II
 III

〔 III 〕 自悟
Cadenza

I
 II
 III

sfz
sfpp
sfz
 Movie

Cadenza 参考用

擊禪即禪

II

(H)

mp ad lib. espressivo

This section is marked with a circled 'H'. It features a treble clef staff with a melodic line of quarter notes and eighth notes, including slurs and accents. The bass clef staff is empty. The dynamics are marked *mp ad lib. espressivo*.

(M)

mf

This section is marked with a circled 'M'. It features a treble clef staff with a melodic line of quarter notes and eighth notes, including slurs and accents. The bass clef staff is empty. The dynamics are marked *mf*.

f più animato

f più animato

This section is marked with a circled 'f'. It features a treble clef staff with a melodic line of quarter notes and eighth notes, including slurs and accents. The bass clef staff is empty. The dynamics are marked *f più animato*. The section concludes with a double bar line and fermatas on both staves.

I

f *pp* *f* *pp*

Per. I *f*

Per. II

II

ppp ↘ I

III

f *pp* *f* *pp* *mf*

Per. II

I

pp *f* *p* *pp* *mf*

II

mf *ad lib. espressivo*

III

f *pp* *f* *p* *mf*

I

II

III

mp

→ I

I

II

mf

p

Per. III >

I

pp

mp

p

8 ↘ III

Per. III

I

II

III

Per. II

xxxxx x

xxxxx x

xxxxx x

↘ I

I

III

mp *mf* *f*

I

mf

I

III

f *p* *pp*

Per. I

I

mf

II

III

I

mf

Per. III

f

II

III

f

mf

I

II

III

I

II

III

mf

I

III

Per. III

Per. II

Detailed description: This system contains two staves. The top staff, labeled 'I', has a five-line staff with a series of notes: a single note on the first line, followed by two notes on the second line, then a group of seven notes on the third line, and finally a group of eight notes on the fourth line. Two curved lines are drawn above the first two groups of notes. The bottom staff, labeled 'III', has a five-line staff. It begins with a single note on the first line and a double bar line. After a space, it has two notes on the first line, followed by a series of 'x' marks on the first line. An arrow points from the text 'Per. III' above to the first 'x' mark. Below the staff, the text 'Per. II' is written with an arrow pointing to the right.

I

II

III

Per. II

f

Detailed description: This system contains three staves. The top staff, labeled 'I', has a five-line staff with a sequence of notes on the first line. The middle staff, labeled 'II', has a five-line staff with a treble clef. It starts with a dynamic marking '*f*' and a series of notes with accents, including some with sharps. The bottom staff, labeled 'III', has a five-line staff with a bass clef. It starts with a series of 'x' marks on the first line, followed by notes with accents and dynamic markings. A double bar line is present at the end of the system.

[IV] 禪機
Tempo espressivo

The first system of the musical score consists of three staves labeled I, II, and III. Staff I is a single line with a treble clef, containing a series of eighth notes starting on G4, marked with a mezzo-piano (*mp*) dynamic. Staff II is a grand staff with a treble and bass clef, containing a series of notes with a crescendo hairpin. Staff III is a single line with a bass clef, containing a series of eighth notes starting on G3, marked with a piano (*p*) dynamic. A camera indicator (a circle with a cross) is located at the bottom left, with the word "Camera" written next to it. A thick black bar runs horizontally across the bottom of the system.

The second system of the musical score consists of three staves labeled I, II, and III. Staff I is a single line with a treble clef, containing a few notes with a *piu smorendo* marking. Staff II is a grand staff with a treble and bass clef, containing notes with a *poco a poco dim.* marking. Staff III is a single line with a bass clef, containing notes with a *ppp* marking and a *Fade out (nigrescent)* marking. A thick black bar runs horizontally across the bottom of the system.